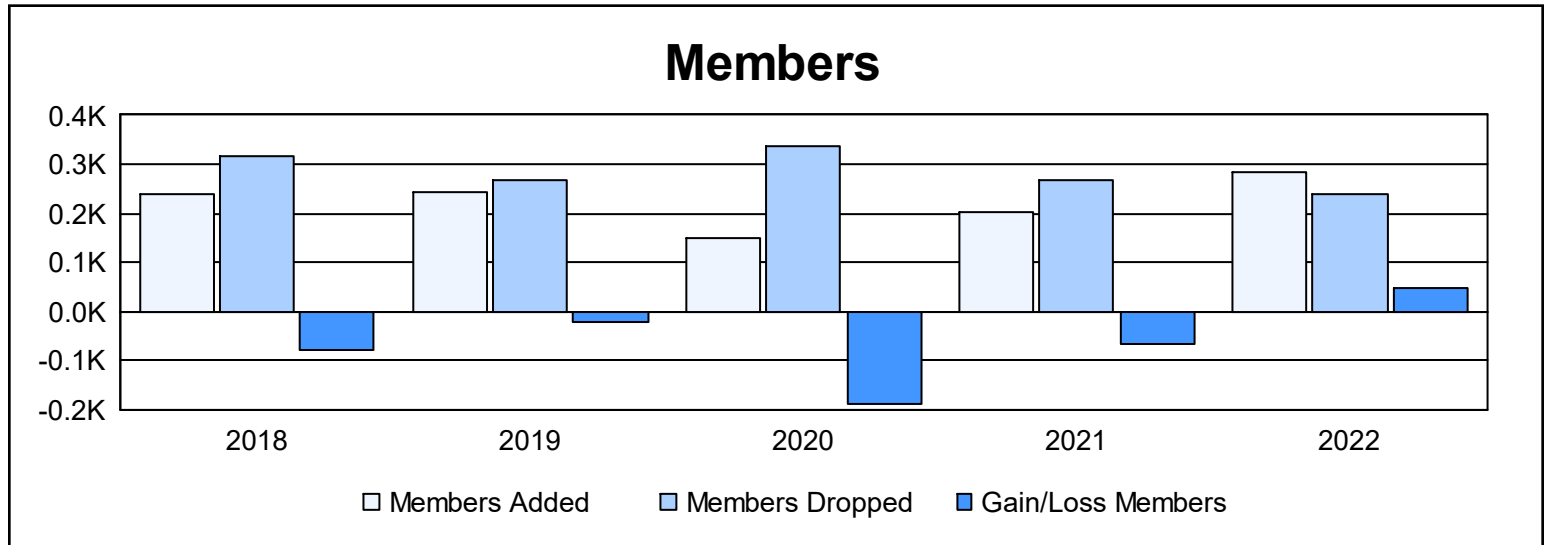
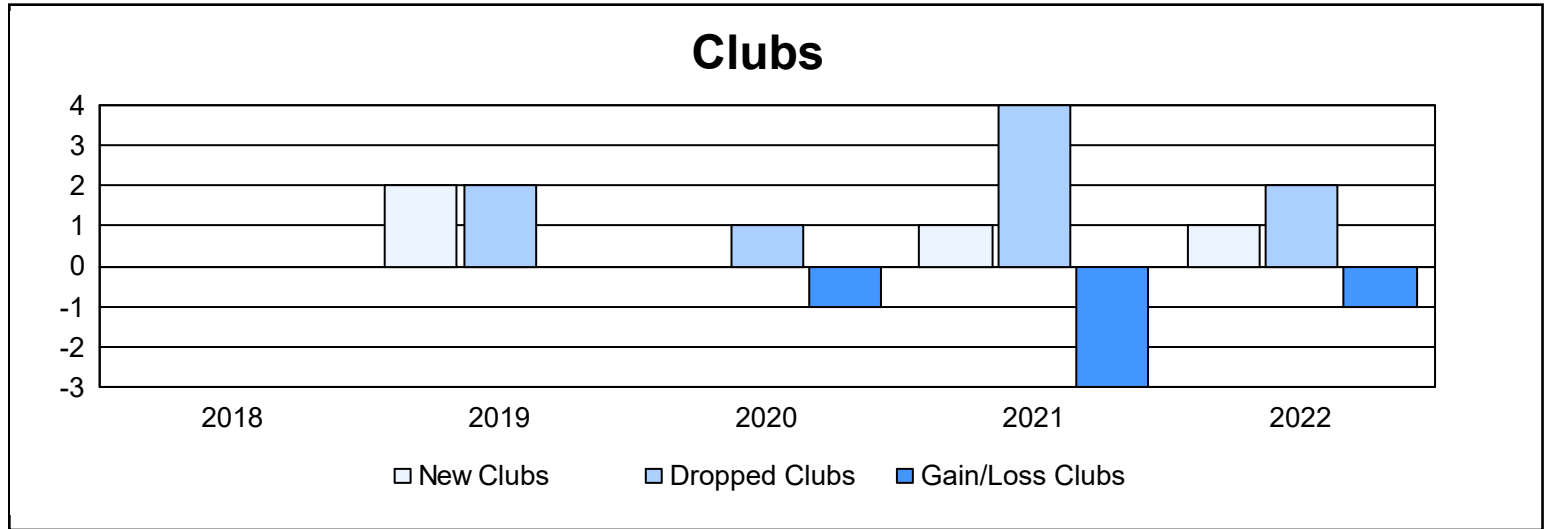
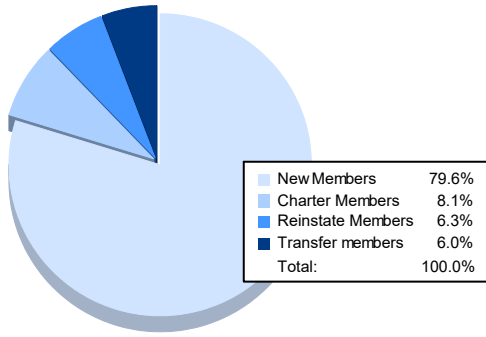


| Year           | New Clubs | Dropped Clubs | Gain/ Loss Clubs | New Members | Charter Members | Reinstate Members | Transfer Members | Total Member Added | Total Members Dropped | Gain/ Loss Members |
|----------------|-----------|---------------|------------------|-------------|-----------------|-------------------|------------------|--------------------|-----------------------|--------------------|
| 2017-2018      | 0         | 0             | 0                | 215         | 1               | 5                 | 19               | 240                | 317                   | -77                |
| 2018-2019      | 2         | 2             | 0                | 154         | 69              | 8                 | 13               | 244                | 266                   | -22                |
| 2019-2020      | 0         | 1             | -1               | 130         | 5               | 5                 | 9                | 149                | 336                   | -187               |
| 2020-2021      | 1         | 4             | -3               | 150         | 30              | 11                | 12               | 203                | 269                   | -66                |
| 2021-2022      | 1         | 2             | -1               | 227         | 23              | 18                | 17               | 285                | 237                   | 48                 |
| <b>Average</b> | <b>1</b>  | <b>2</b>      | <b>-1</b>        | <b>175</b>  | <b>26</b>       | <b>9</b>          | <b>14</b>        | <b>224</b>         | <b>285</b>            | <b>-61</b>         |



### Membership Composition June 2022 Cumulative



### Gender Composition June 2022 Cumulative

